








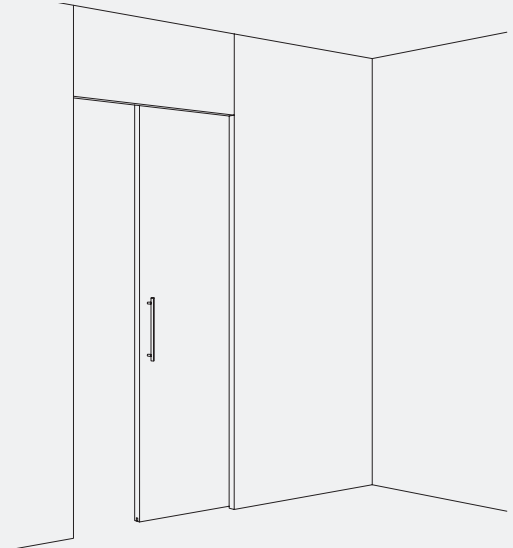
**Fitting for top-running wooden doors up to 100 kg (220 lbs.), with surface mounted running track. Optionally with soft and self closing mechanism. Wall or ceiling mounting.**

**Product highlights**

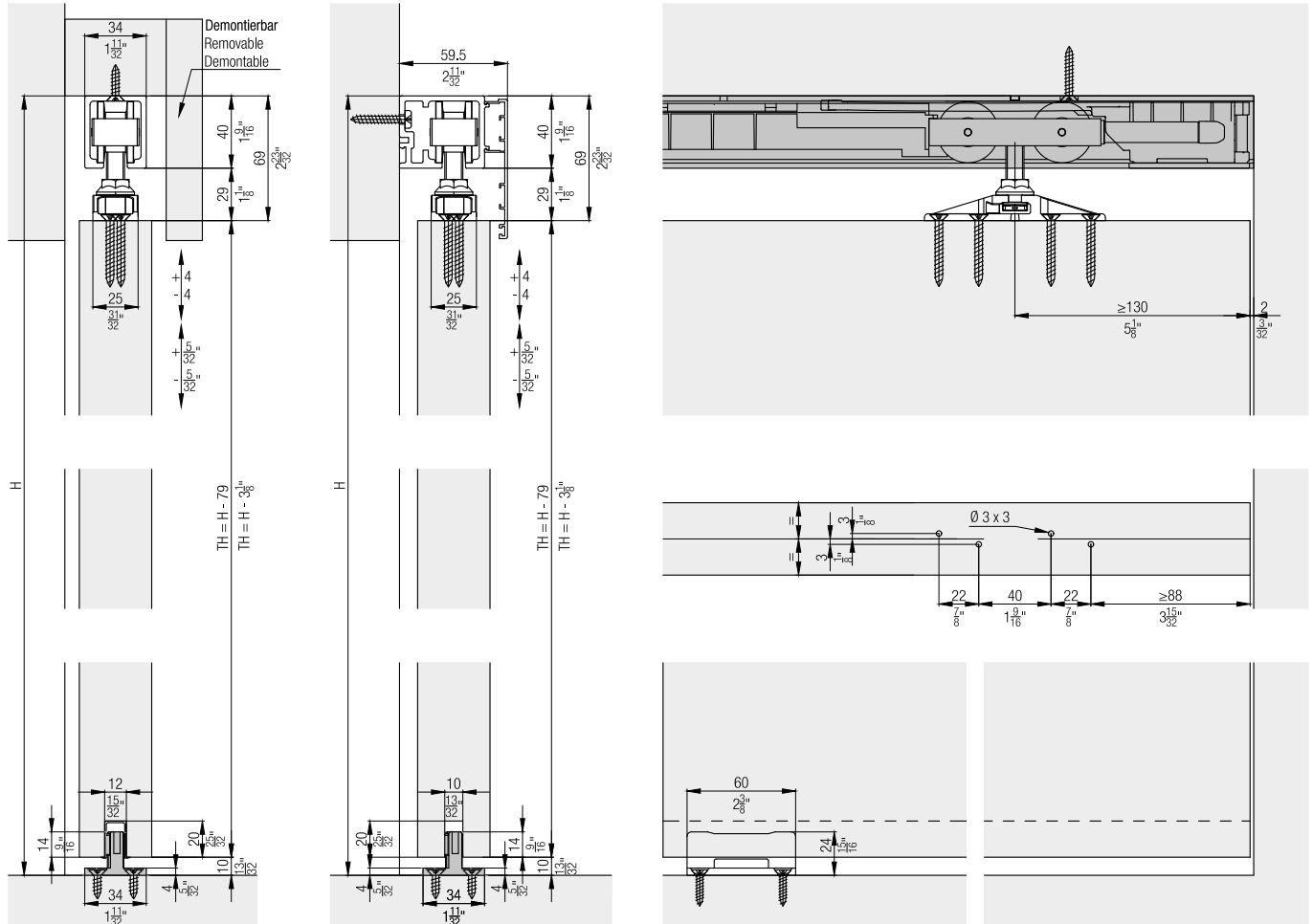
-  **Comfort** Accessible opening and soft and self closing at both sides from door widths of 800 mm (2'7 1/2")
-  **Flexibility** Running tracks for wall and ceiling mounting with integrated clip-on system
-  **Security** Performance guarantee: 15 years for private use and 7 years for commercial use on incomparably low opening forces of max. 22 N

**Technical specifications**

-  Max. 100 kg (220 lbs.)
-  Max. 4000 mm (13'1 15/32")
-  Max. 3000 mm (9'10 1/8")
-  35–80 mm (1 3/8" to 3 5/32")







**Installation examples**



**Set for 1 wooden door up to 100 kg (220 lbs.)**

|                               | No.   |
|-------------------------------|-------|
| Hawa Junior 100 Z, for 1 door | 30151 |



**Set consisting of:**

|   |  | 30151 | No.   |
|---|--|-------|-------|
|  | Two-way suspension plate   | 2     | 11002 |
|  | Set with suspension bolts M10, hexagon nuts, screws and buffer           | 1     | 13525 |
|  | Bottom guide, zero tolerance, groove width 10 mm (13/32"), plastic black | 1     | 14427 |
|  | Vertical adjustment pin  | 1     | 10795 |

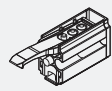
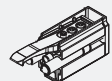
**Set for 1 wooden door, with running gears and magnetic soft closing mechanism**

|   | No.   |
|---|-------|
| Hawa Junior 100, 2 running gears, for 1 door  | 30064 |
| Hawa Junior 100, 1 running gear, 1 SoftMove 100 with running gear and stopper, for 1 door | 30149 |
| Hawa Junior 100, 2 SoftMove 100 with running gear and stopper, for 1 door                 | 30150 |

**Set consisting of:**

|   | 30064 | 30149 | 30150 | No.   |
|---|-------|-------|-------|-------|
|  | 2     | 1     |       | 30137 |
|  |       | 1     | 2     | 30509 |

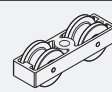
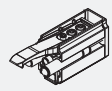


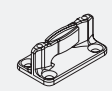


**Accessories for set 30064/30149**

|   | No.   |
|---|-------|
|  | 30138 |
|  | 27771 |




**Complete set for 1 wooden door, with SoftMove and/or SoftStop**

|  | No.   |
|--|-------|
| Hawa Junior 100 Z / Z Pocket, with 2 SoftStop, for 1 door                              | 30237 |
| Hawa Junior 100 Z / Z Pocket with 1 soft close SoftMove 100 and 1 SoftStop, for 1 door | 30242 |
| Hawa Junior 100 Z / Z Pocket with 2 soft close SoftMove 100, for 1 door                | 30244 |

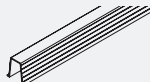
**Set consisting of:**

|   | 30237 | 30242 | 30244 | No.   |
|---|-------|-------|-------|-------|
|  | 2     | 1     |       | 30137 |
|  | 2     | 1     |       | 27771 |
|  | 2     | 2     | 2     | 11002 |
|  | 1     | 1     | 1     | 13525 |
|  | 1     | 1     | 1     | 14427 |
|  | 1     | 1     | 1     | 10795 |
|  |       | 1     | 2     | 30509 |


**Running tracks**

|   |  | mm<br>(inch)             | No.   |
|---|--|--------------------------|-------|
|    | Running track, aluminum, anodized, pre-drilled                   | 1,400<br>(4' 7 1/8 ")    | 10189 |
|   |  | 1,600<br>(5' 3 ")        | 10190 |
|   |  | 1,800<br>(5' 10 7/8 ")   | 10191 |
|   |  | 2,000<br>(6' 6 3/4 ")    | 10192 |
|   |  | 2,200<br>(7' 2 5/8 ")    | 10193 |
|   |  | 2,500<br>(8' 2 7/16 ")   | 10194 |
|   |  | 3,000<br>(9' 10 1/8 ")   | 18532 |
|   |  | 4,000<br>(13' 1 15/32 ") | 18533 |
|   |  | 6,000<br>(19' 8 7/32 ")  | 10186 |
|   |  | cut to size              | 10188 |
|  | Running track, wall mounting, aluminum, anodized, pre-drilled    | 2,000<br>(6' 6 3/4 ")    | 27673 |
|   |  | 2,500<br>(8' 2 7/16 ")   | 30323 |
|   |  | 3,000<br>(9' 10 1/8 ")   | 27672 |
|   |  | 4,000<br>(13' 1 15/32 ") | 30324 |
|   |  | 6,000<br>(19' 8 7/32 ")  | 27671 |
|   |  | cut to size              | 27695 |
|  | Running track, ceiling mounting, aluminum, anodized, pre-drilled | 2,000<br>(6' 6 3/4 ")    | 27677 |
|   |  | 2,500<br>(8' 2 7/16 ")   | 30320 |
|   |  | 3,000<br>(9' 10 1/8 ")   | 27676 |
|   |  | 4,000<br>(13' 1 15/32 ") | 30321 |
|   |  | 6,000<br>(19' 8 7/32 ")  | 27675 |
|   |  | cut to size              | 27696 |

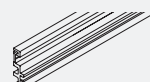
**Guide tracks**

|   |   | mm<br>(inch)           | No.   |
|---|---|------------------------|-------|
|  | Guide track, for groove mounting, plastic, 10-piece set | 1,300<br>(4' 3 3/16 ") | 14540 |

**Panels**





|   |  | mm<br>(inch)             | No.   |
|---|--|--------------------------|-------|
|  | Clip-on panel to running track, aluminum, anodized | 2,000<br>(6' 6 3/4 ")    | 27685 |
|   |  | 2,500<br>(8' 2 7/16 ")   | 30331 |
|   |  | 3,000<br>(9' 10 1/8 ")   | 27684 |
|   |  | 4,000<br>(13' 1 15/32 ") | 30332 |
|   |  | 6,000<br>(19' 8 7/32 ")  | 27683 |
|   |  | cut to size              | 27697 |

**Spacer tracks**

|   |  | mm<br>(inch)          | No.          |
|---|--|-----------------------|--------------|
|  | Spacer track, for wall mounting, plastic, gray | 2,000<br>(6' 6 3/4 ") | 057.3054.200 |
|   |  | cut to size           | 057.3054.990 |

**Panel end component set, 59 mm (2 5/16"), aluminum**





|   |  | No.   |
|---|--|-------|
| Panel end component set, left, 59 mm (2 5/16"), anodized  |  | 30141 |
| Panel end component set, right, 59 mm (2 5/16"), anodized |  | 30142 |

|   |   | 30141 | 30142 | No.          |
|---|---|-------|-------|--------------|
| <b>Set consisting of:</b>   |   |       |       |              |
|  | Panel end component Z, 59 mm (2 5/16"), left, aluminum, anodized  | 1     |       | 30038        |
|  | Bracket connector, steel, zinc-plated                             | 2     | 2     | 057.3051.101 |
|  | Screw, M4x2.6 mm (5/32"x 1/8"), steel, zinc-plated                | 4     | 4     | 011.0101.171 |
|  | Panel end component Z, 59 mm (2 5/16"), right, aluminum, anodized |       | 1     | 30040        |






**Panel end component set, 66 mm (2 19/32"), aluminum**

|  | No.   |
|--|-------|
| Panel end component set, left, 66 mm (2 19/32"), anodized  | 30143 |
| Panel end component set, right, 66 mm (2 19/32"), anodized | 30144 |

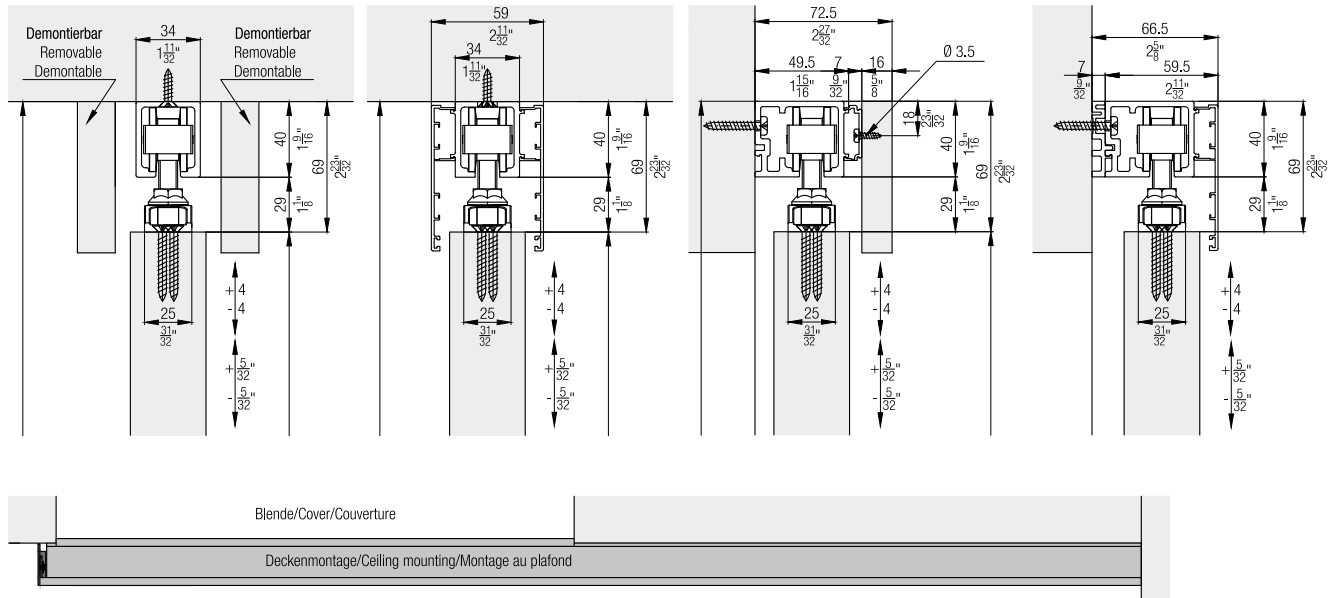
**Set consisting of:**

|  |  | 30143 | 30144 | No.          |
|--|--|-------|-------|--------------|
|   | Panel end component Z, 66 mm (2 19/32"), left, aluminum, anodized  | 1     |       | 30037        |
|   | Bracker connector, steel, zinc-plated                              | 2     | 2     | 057.3051.101 |
|   | Screw, M4x2.6 mm (5/32"x 1/8"), steel, zinc-plated                 | 4     | 4     | 011.0101.171 |
|  | Panel end component Z, 66 mm (2 19/32"), right, aluminum, anodized |       | 1     | 30039        |

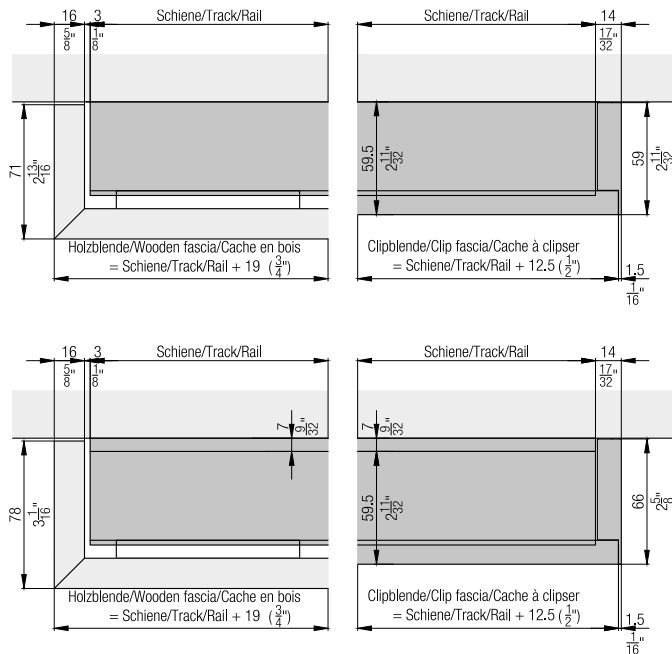
**Accessories**

|   |  | No.          |
|---|--|--------------|
|  | Bottom door stopper, with centering, stainless steel look  | 21473        |
|  | Bottom door stopper, with centering, chrome-plated, matt   | 20773        |
|  | Clip component for wooden and aluminium panel, every 500 mm (1'7 11/16"), aluminium, pre-drilled | 057.3117.001 |
|  | Hawa SoundEX for Hawa Junior 80, includes fixing parts for running track                         | 19589        |
|  | Bottom guide, rattle proof, groove width 10 mm (13/32"), plastic, black, 10-piece set            | 25958        |

Further installation examples

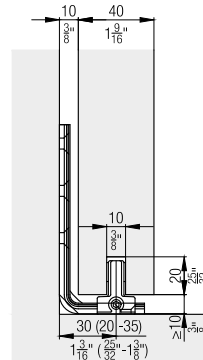


Calculations of clip-on panels



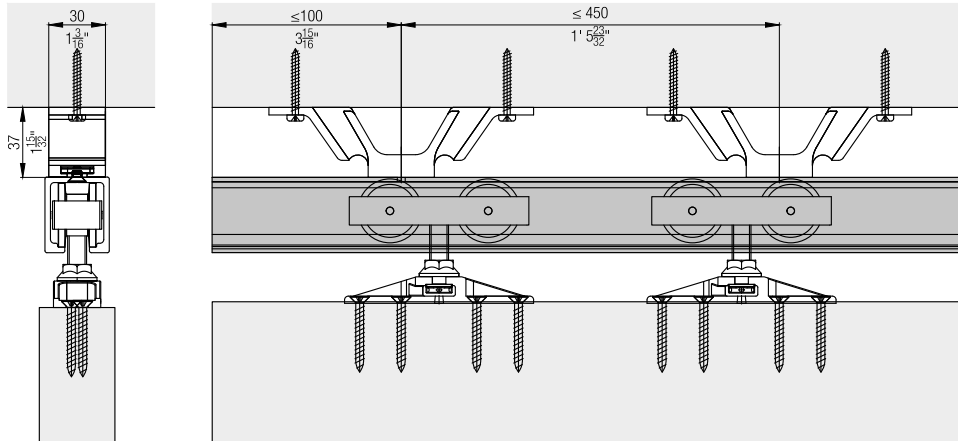
Hawa Confort 120

The convenient solution for inadequate fastening options in brittle sub-floors or in the area of floor heating. This bottom guide is mounted on the wall. Details and accessories from page 476.



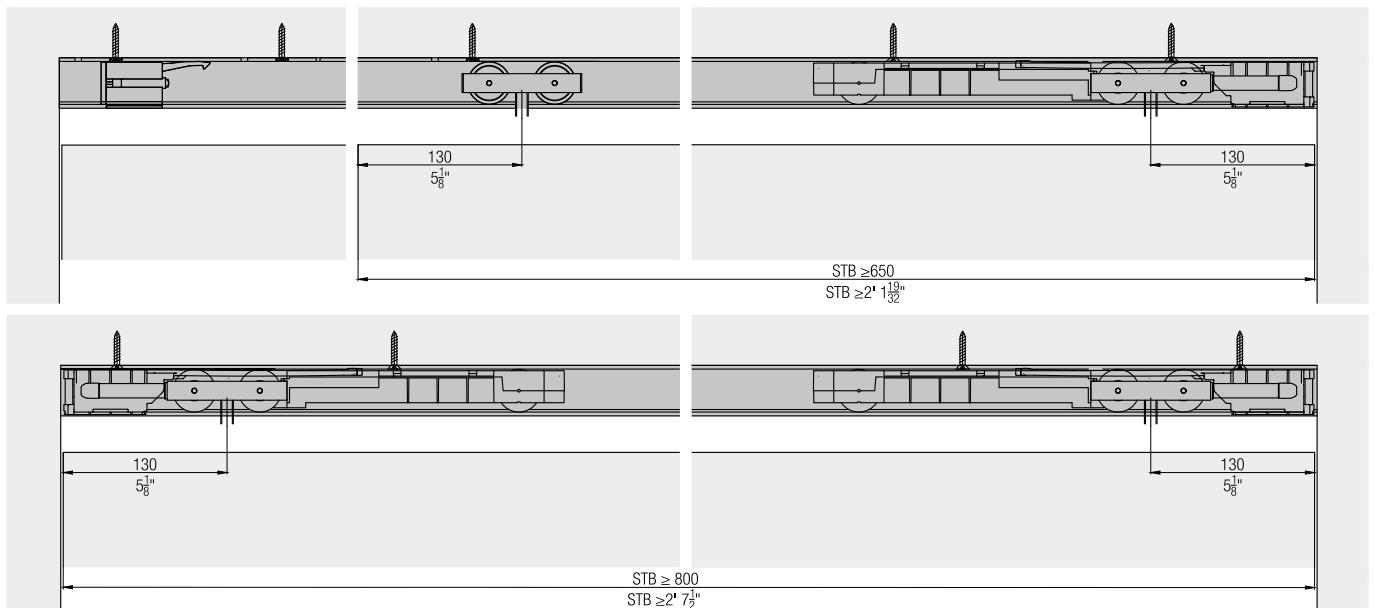
**Hawa SoundEx**

Contains the transmission of structure-borne noise from a sliding system to the building.



**SoftMove 100 magnetic soft closing mechanism**

Completely integrated into the running track, the SoftMove decelerates sliding doors and draws them into their final position.



**Accessories**

- Hawa Junior bottom guides for wall mounting from page 476
- Lock solutions from page 479
- General accessories from page 487

**Planning/execution**

Further information about the product can be found on [www.hawa.com](http://www.hawa.com).