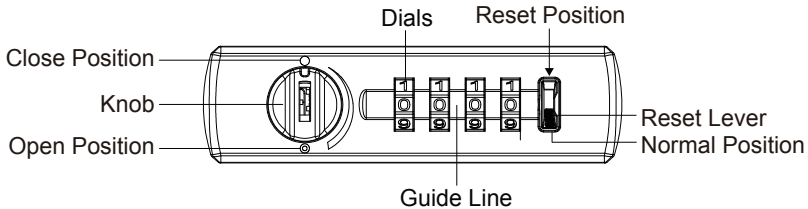


- KICCO S2 CAM LOCK FIX 2 -

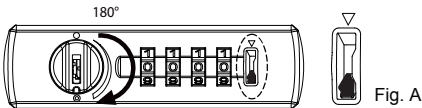
Operation Instructions

- The factory preset combination is 0-0-0-0, even though the Dials may appear in other numbers.

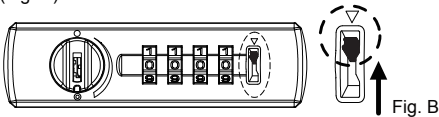


How to reset your combination?

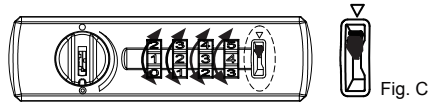
1. Leave the Dials at preset combination 0-0-0-0 then turn the Knob to the Open Position. (Fig. A)



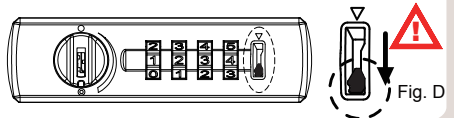
2. Push the Reset Lever to the Reset Position. (Fig. B)



3. Set your own desired combination. (Fig. C)



4. Return the Reset Lever back to Normal Position. (Fig. D)
Your lock is now ready to open at its new combination.

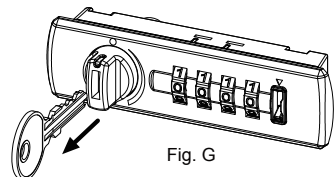
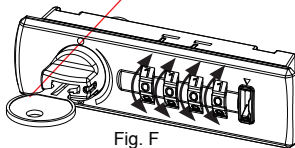
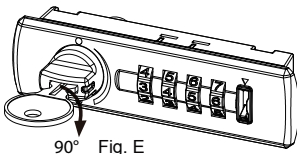


How to retrieve the forgot combination?

- The Master Key operation may be used in an emergency.

1. Insert and turn the Master Key clockwise 90 degree. (Fig. E)
2. Gently rotate each Dial until it stops or there is a "click" sound. (Fig. F)
3. Turn the Master Key counterclockwise 90 degree to the Close Position (Fig. G) then withdraw the key.

NOTE:
Hold the Master Key firmly while you turn Dials to retrieve all correct combinations

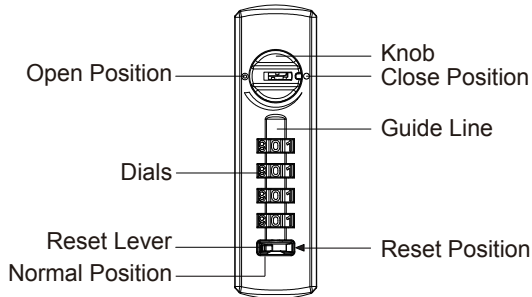


- Always keep your secret combination in a safe and accessible place for future reference.

- KICCO S2 CAM LOCK FIX 2 -

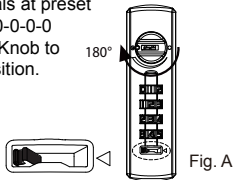
Operation Instructions

- The factory preset combination is 0-0-0-0, even though the Dials may appear in other numbers.

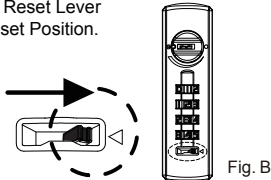


How to reset your combination?

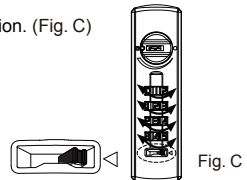
1. Leave the Dials at preset combination 0-0-0-0 then turn the Knob to the Open Position. (Fig. A)



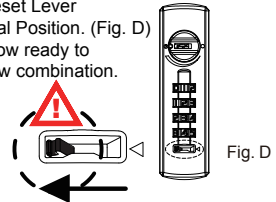
2. Push the Reset Lever to the Reset Position. (Fig. B)



3. Set your own desired combination. (Fig. C)



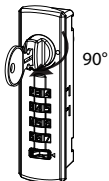
4. Return the Reset Lever back to Normal Position. (Fig. D) Your lock is now ready to open at its new combination.



How to retrieve the forgot combination?

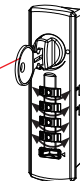
- The Master Key operation may be used in an emergency.

1. Insert and turn the Master Key clockwise 90 degree. (Fig. E)

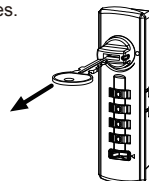


2. Gently rotate each Dial until it stops or there is a "click" sound. (Fig. F)

NOTE:
Hold the Master Key firmly while you turn Dials to retrieve all correct combinations



3. Turn the Master Key counterclockwise 90 degree to the Close Position then withdraw the key. (Fig. G) You can now keep using the retrieved combinations or reset your new desired codes.



- Always keep your secret combination in a safe and accessible place for future reference.