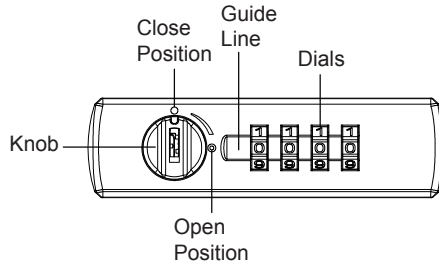


## Operation Instructions

- The factory preset combination is 0-0-0-0, even though the Dials may appear in other numbers.



## How to reset your combination

- The combination may be changed after each time the lock is opened.

1. Leave the Dials at preset combination 0-0-0-0. Turn the Knob clockwise 90 degree to the Open Position. (Fig. A)

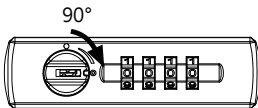


Fig. A

2. Now, you can set your own desired combination (Fig.B) before turning the Knob counterclockwise 90 degree to the Close Position. (Fig.C)

**NOTE: Remember your reset code before closing the door.**

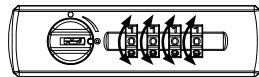


Fig. B

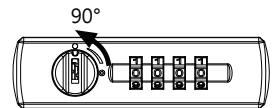


Fig. C

**Close the door and scramble the Dials before leaving. Now your cabinet is locked.**

## How to retrieve the forgot combination

- The Master Key operation may be used in an emergency.

1. Insert and turn the Master Key clockwise 90 degree. (Fig.D)

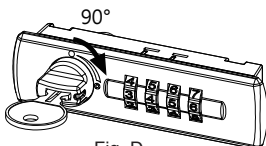


Fig. D

2. Gently rotate each Dial until it stops or there is a "click" sound. (Fig.E)



**NOTE:**  
Hold the Master Key  
firmly while you  
turn Dials to retrieve all  
correct combinations

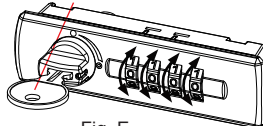


Fig. E

3. Turn the Master Key counterclockwise 90 degree to the Close Position (Fig. F) then withdraw the key. You can now keep using the retrieved combinations or reset your new desired codes.

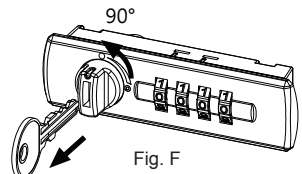


Fig. F

- Always keep your secret combination in a safe and accessible place for future reference.