Planering

Gångjärnsmått och fogberäkning vid fabriksinställning (monteringsplattans distans = 0 mm)

Luckans intrång i skåpöppningen vid maximal öppningsvinkel

Heltäckande lucka

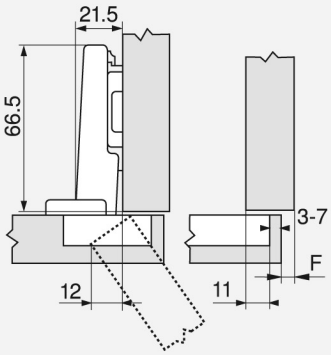

Halvtäckande lucka

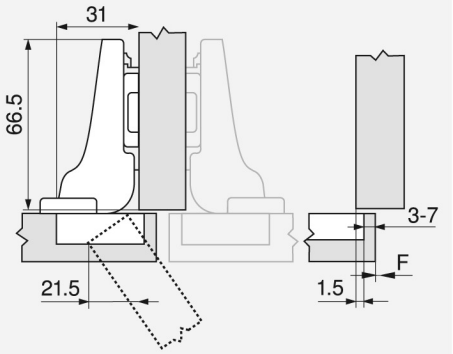

Innanförliggande lucka

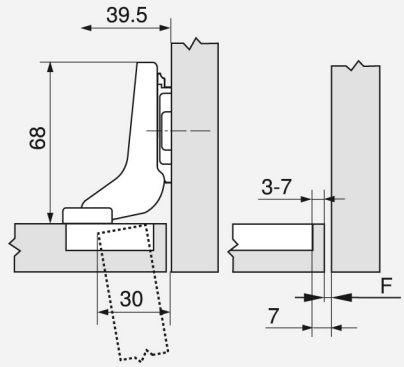

F Fog

Monteringsplattans skruvposition är inflyttad motsvarande luckans tjocklek + 1.5 mm

Grytavstånd

	Täckning													
	5	6	7	8	9	10	11	12	13	14	15	16	17	18
0										3	4	5	6	7
3							3	4	5	6	7			
6				3	4	5	6	7						
9	3	4	5	6	7									
	Monteringsplatta													

	Täckning													
	-4.5	-3.5	-2.5	-1.5	-0.5	0.5	1.5	2.5	3.5	4.5	5.5	6.5	7.5	8.5
0										3	4	5	6	7
3							3	4	5	6	7			
6				3	4	5	6	7						
9	3	4	5	6	7									
	Monteringsplatta													

	Täckning												
									-4	-3	-2	-1	0
0									3	4	5	6	7
3													
6													
9													
	Monteringsplatta												

Minimifog för luckor med fasade kanter (R = 1 mm) vid fabriksinställning

	Lucktjocklek												
	16	18	19	20	21	22	23	24	25	26	28	30	32
3	0.5	0.8	1.0	1.2	1.5	1.8	2.2	2.7	3.5	4.3	Vi rekom-menderar en provmontering		
4	0.5	0.8	1.0	1.2	1.4	1.7	2.0	2.5	3.1	3.8			
5	0.5	0.8	0.9	1.2	1.4	1.7	2.0	2.4	2.9	3.4			
6	0.5	0.8	0.9	1.2	1.3	1.6	1.9	2.3	2.7	3.2			
7	0.5	0.8	0.9	1.1	1.3	1.6	1.9	2.2	2.6	3.0			
Vid +2 mm sidojustering krävs ytterligare fog med:													
	+0.2	+0.4	+0.4	+0.5	+0.5	+0.5	+0.5	+0.5	+0.5	+0.5			

Justeringsmarginal

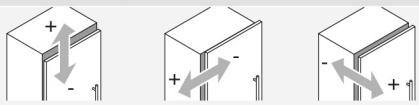

max. ± 3.0 mm ± 2.0 mm + 3.0 mm

Se monteringsplattor - 2.0 mm

Skruvmontering

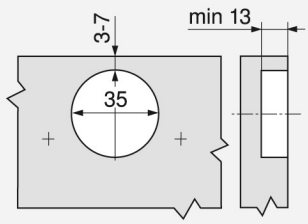

INSERTA-/pressmontering

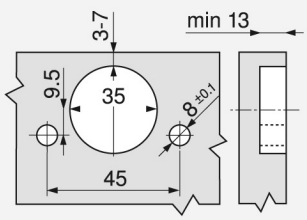
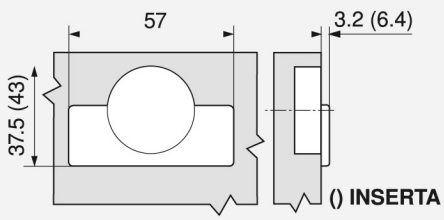
Grytans mått