

**CC22 New Version**  
**Controlled Comfort**  
Medium Duty Slide

**Applications:**

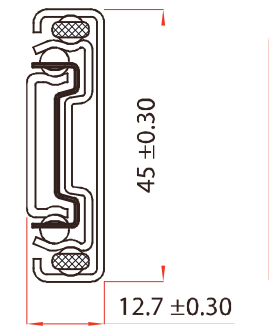
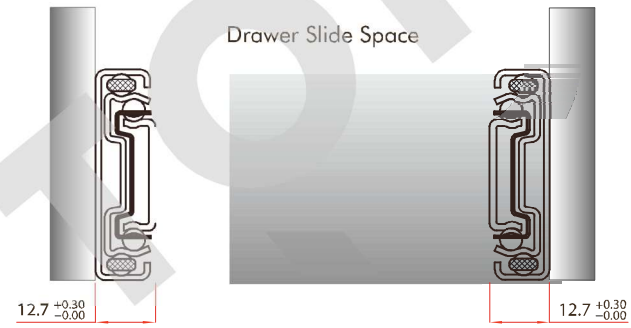
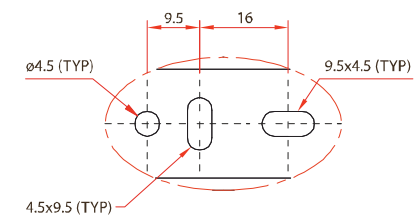
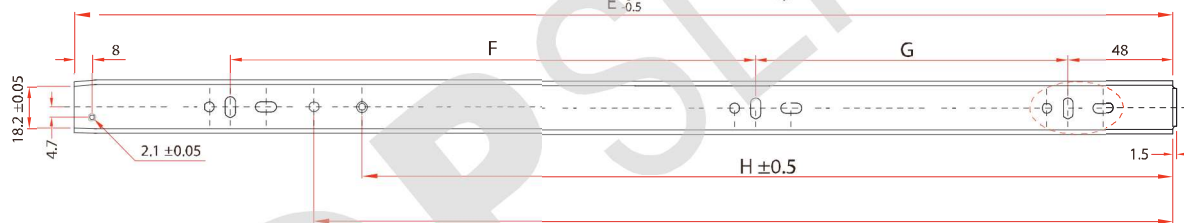
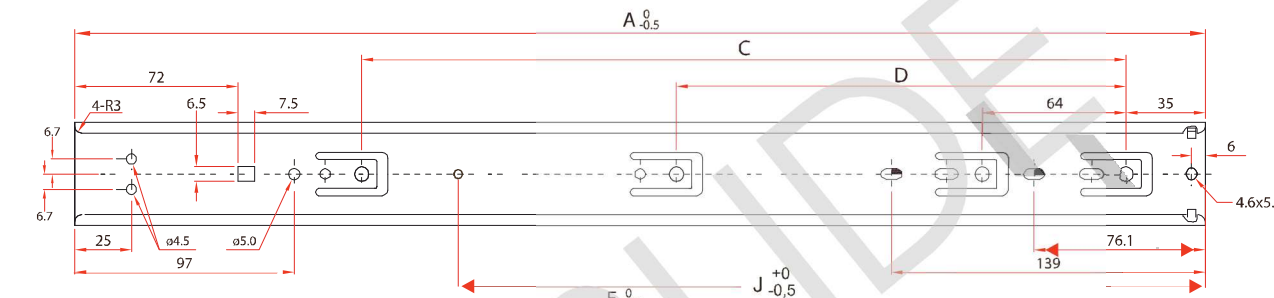
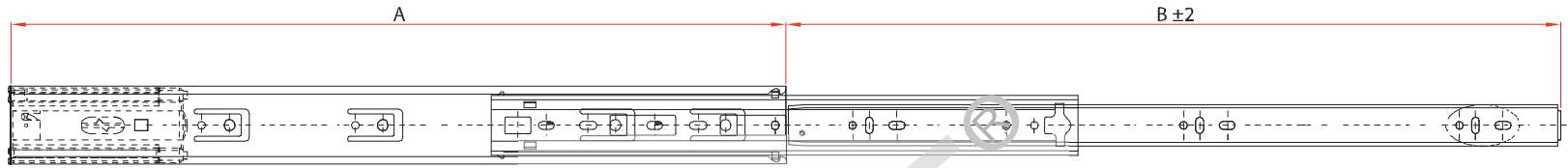
- Office furniture
- Cabinets/closets
- Kitchen accessories
- Medical furniture

**Features:**

- Up to 32kg load rating
- Full extension
- Controlled soft closing
- Positive stop
- Trigger disconnect
- Side mounted
- Non handed
- 32mm system hole pattern
- Zinc plated

**Options:**

- Sizes:  
14"(350mm) - 22"(550mm)



Lenght	A	B	C	D	E	F	G	H	I	J	Kg
14"	350	350		206	347	160	96	273,5			32
16"	400	400		256	397	160	128	289,5			32
18"	450	450	306	160	447	192	160	320,5		295	20
20"	500	500	320	160	497	224	192	344,5			20
22"	550	550	384	224	547	256	192	370,5	422,5		20

**Model No. CC22 New Version**  
**Controlled Comfort**

Rev.3 29.01.2020

© TOPSLIDE International  
TOPSLIDE reserve the right to amend specifications without notice.