

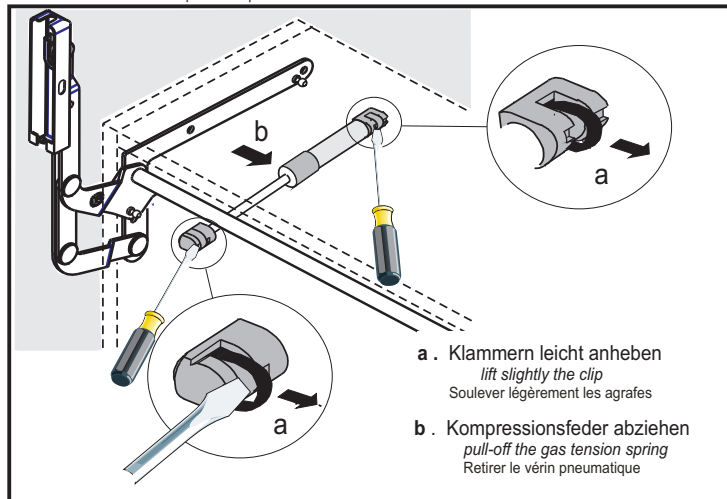
# Mounting instructions

## Austauschen von Kompressionsfedern beim HSB - Hochschwenkbeschlag

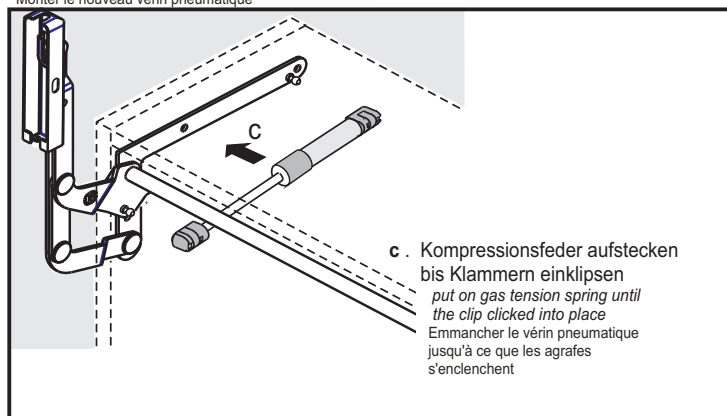
*Replacement of gas tension spring  
from the Lift-up fitting*

*Remplacement des vérins pneumatiques  
sur les ferrures relevables HSB*

1. Vorhandene Kompressionsfeder demontieren  
*disassemble gas tension spring*  
Démonter le vérin pneumatique existant



2. Neue Kompressionsfeder montieren  
*assemble new gas tension spring*  
Monter le nouveau vérin pneumatique



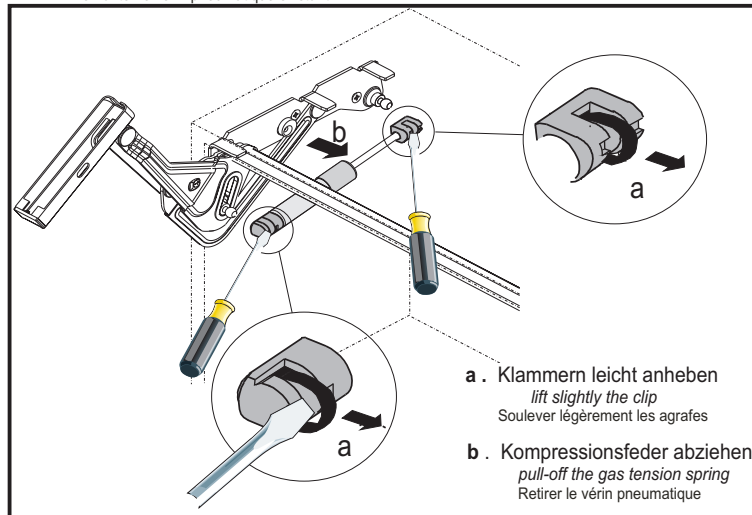
# Mounting instructions

## Austauschen von Kompressionsfedern beim Soft Lift-Beschlag

*Replacement of gas tension spring  
from the Soft Lift-up fitting*

*Remplacement des vérins pneumatiques  
sur les ferrures Soft Lift*

1. Vorhandene Kompressionsfeder demontieren  
*disassemble gas tension spring*  
Démonter le vérin pneumatique existant



2. Neue Kompressionsfeder montieren  
*assemble new gas tension spring*  
Monter le nouveau vérin pneumatique

